

French Weather Flashcards



Table of Contents

- 1-2: Cover, Table of Contents, Notes
3-12: Weather Cards
13-29: Game Ideas, Cards with Covers
30-34: World Language Café Info., Copyright, Credits

Teacher Notes:


- It is not necessary to use all of the cards in each set. Students who finish early or want more of a challenge can learn the trickier flashcards, or save some of the extras for days when you have a sub.
- If there is a flashcard that you feel is missing or something you would like added, please email me and I will do my best to fulfill your request.
- These flashcards line up perfectly when I print them double-sided from my computer. However, not all printers are the same. If you're having trouble, just have students cut off all the outside black lines.

Thanks so much for downloading these flashcards. If you have any suggestions or questions, please email me at: worldlanguagecafe@gmail.com.

I love hearing from all of you!

Happy Teaching!
~Sherry





**QUEL TEMPS
FAIT-IL?**



**IL FAIT DU
SOLEIL.**



TORNADE (F)



**TONNERRE
(M)**





**IL FAIT DU
VENT.**



IL PLEUT





**OURAGAN
(M)**



ÉCLAIR (M)





**IL FAIT
BEAU.**



**IL FAIT
FROID.**



**IL FAIT
CHAUD.**



**C'EST
ORAGEUX.**





55° F

13° C

IL NEIGE.



**IL FAIT
MAUVAIS.**



**IL FAIT
FRAIS.**



**C'EST
NUAGEUX.**





IL GRÊLE.





GAME IDEAS

Flashcard Games



Ball Game

Bring in a few medium-sized squishy balls. Pass out 1-2 flashcards to each student. Divide students into 2-3 groups, 8-10 students per group. In each group, one person will be "it" and start with the ball. The other students form a circle around the person with the ball and hold their pictures out in front of them for everyone to see.

The game starts when one of the students in the circle says the word on someone else's card. The chosen person must then say the word on another person's card before the person who is "it" tags them with the ball. The chosen person cannot immediately go back to the person who chose them; they must choose someone else. After the students are really good with one set of vocabulary, have them switch sets with another group.

Memory

Print the photo side and the marbled cover of the flashcards on cardstock and laminate (if possible). Make (2 copies) one set for every 2-3 students. Students place all of the photos in a grid face down. They try to find matches and must say each word that they find. If you find a match, you get to go again. The person with the most matches wins.

Tapette à mouches (Flyswatter)

Buy cheap flyswatters or spatulas from a dollar store. If you don't have flyswatters or spatulas, students can put one hand on the correct card. Print half as many sets as there are students in your class.

Ex. 30 students = 15 sets

Print on cardstock and laminate so that they will last for years to come.

Mark the cards so you know which cards go in which set if they get mixed up. Pass out a different colored permanent marker to each set of pairs and have them put a dot of that color on the word side of each card in their set. If you don't have permanent markers, have them draw a small shape (triangle, square, star) to distinguish each set.

Play the game. Match students into groups of 2-3 and have them spread out the cards on 1-2 desks. You say a card in English and the students race to put their hand on the correct card or slap it with the flyswatter. 1 point for the first person with the correct answer.

Variation: Divide the class up into teams. One person from each team goes up to the board. The teacher says a word/expression and the students must find the corresponding picture on the board. You can have several games going on at once in class. Students can take turns being the teacher and saying the vocabulary.

Around the World

Students start at their individual desks. The student at the front left of the class starts and stands next to the second student's desk.

Hold up a flashcard and those two students try to say the flashcard first. The student with the correct answer advances to the next desk and the student with the wrong answer sits at the desk where they were. The student who makes it all the way around the classroom first wins.

Levez les mains

Divide the students into individuals, pairs, or groups of three. Pass out a set of flashcards and a pair of scissors to each student. Have students cut out the flashcards.

You say a word/expression in French and they must find the correct picture. Then say, "Levez les mains" and they hold up the word/expression so you can see it. Award one point for each correct answer. Students keep track of their own scores and compete against their partners. You can also pick a student to say the words/expressions.

Vocab Battle

Pair up your students. Divide the cards in half – each person has half the cards. Each player places the cards with the picture side up under a piece of paper.

Student A pulls out a card from under the paper and places the photo side up on the table. Student B gets one chance to say the flashcard correctly.

If he gets it right, he gets to keep the card and try to guess the next card. If he is wrong, Student A gets one chance to guess it.

If he wins, he gets to keep the card. If no one wins the card, it goes in a pile on the side. Once they've gone through all the cards, divide the leftover ones (ones they couldn't guess) between them, and continue the game.

Then it is Student B's turn. If they guess the whole pile, they count their cards to see who won and then reshuffle and continue playing. This works best if you give them a certain amount of time to play. The player with the most cards at the end wins.

Ladder Game



Divide the students into 3-4 teams (depending on your class size). Have them sit with their teams in rows perpendicular to the chalkboard. The first person from each team goes up to the board and draws a ladder with 3 rungs.

Show a photo of a vocabulary word and the students write the answer on the bottom rung. The first team with the correct answer gets to keep their answer on the rung, but the other teams have to erase their answers (or you can play that anyone with a correct answer gets to keep their answer, as long as they weren't looking at the other teams' answers). If the person at the board is stuck and can't come up with the answer, they may pass the chalk to the next teammate.

A team wins when they "climb to the top of the ladder" by getting three correct answers. You can then give them one point and have everyone start again with a fresh ladder.

Picture Drawing

Divide the class into two teams. One student from each team goes to the board. The players at the board draw the word and their teams try to guess. The team that says the word first gets a point. If this is too loud or chaotic, have one team go at a time and give the drawer a time limit. If the team doesn't guess the word by the time limit the other team gets one guess to "steal the word".

Variation: Each team gets 1 minute to see how many words they can guess in that time.



Variations: Students act out the words.

Variation: Students describe the word in French.




**CARDS
AND
COVERS**



















55° F

13° C







Want more flashcards like these?

<p>CLASSROOM FLASHCARDS FRENCH BODY PARTS</p> <p>35 Body Parts!</p>	<p>CLASSROOM FLASHCARDS FRENCH TIME</p> <p>Includes blank Clocks!</p>	<p>CLASSROOM FLASHCARDS FRENCH FOODS</p> <p>125 Foods!</p>	<p>CLASSROOM FLASHCARDS FRENCH CLOTHES</p> <p>35 Flash Cards!</p>
<p>CLASSROOM FLASHCARDS FRENCH SPORTS, HOBBIES</p> <p>20 Flash Cards!</p>	<p>CLASSROOM FLASHCARDS FRENCH ANIMALS</p> <p>80 Flash Cards!</p>	<p>CLASSROOM FLASHCARDS 150+ FRENCH VERBS!</p> <p>150+ VERBS!</p>	<p>CLASSROOM FLASHCARDS FRENCH ALPHABET</p> <p>Includes punctuation symbols!</p>
<p>CLASSROOM FLASHCARDS FRENCH SCHOOL SUPPLIES</p> <p>24 Flash Cards!</p>	<p>CLASSROOM FLASHCARDS FRENCH PLACES</p> <p>25+ Flash Cards!</p>	<p>CLASSROOM FLASHCARDS FRENCH COLORS</p>	<p>CLASSROOM FLASHCARDS FRENCH QUESTION WORDS</p>
<p>CLASSROOM FLASHCARDS FRENCH NUMBERS</p> <p>15+ Flash Cards!</p>	<p>CLASSROOM FLASHCARDS FRENCH WEATHER</p> <p>17 Flash Cards!</p>	<p>CLASSROOM FLASHCARDS FRENCH LOCATION PREPOSITIONS</p>	<p>CLASSROOM FLASHCARDS FRENCH FAMILY</p> <p>40 Flash Cards!</p>

Or get them all for 25% off individual prices!

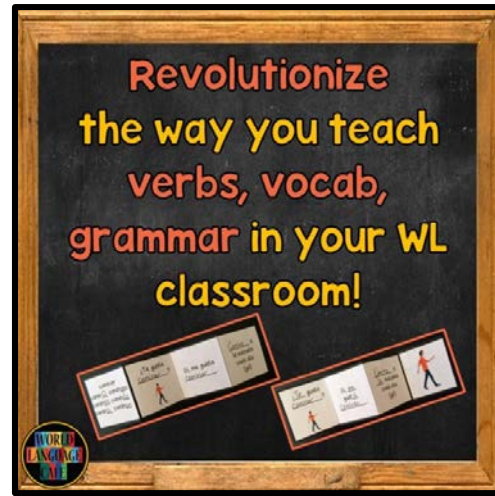
CLASSROOM FLASHCARDS MEGA BUNDLE!

750+ Flash Cards!

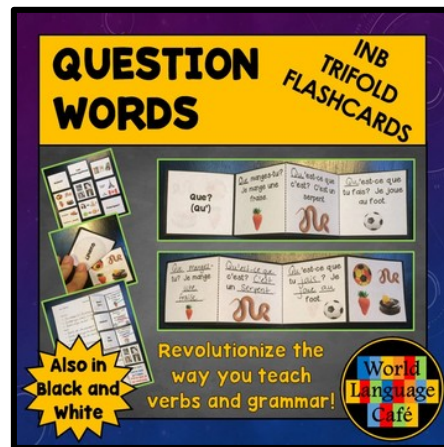
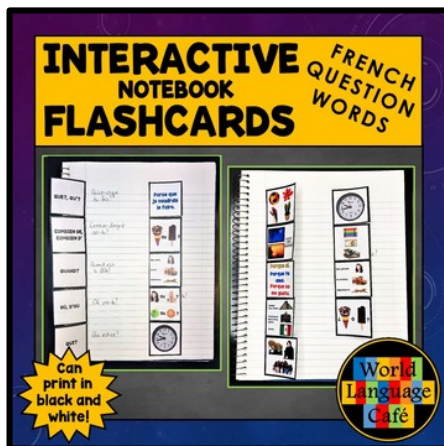


Want to learn more about interactive notebook flashcards?

Check out these helpful blog posts!



Try free sets in the Resource Library!



Meet World Language Teachers from All Over the Globe!



**Join our online World Language
teachers' lounge!**

Email me at worldlanguagecafe@gmail.com
if you have any questions or suggestions.
~Sherry

For More Freebies and Inspiration,
Connect with Me:

Store



Blog



Pinterest



Facebook



Instagram



Twitter



**** If other teachers in your school will be using this product, they must purchase additional licenses. ****

Under this copyright you may:

- * Use this item for your own personal use.
- * Use this item for your own classroom and/or students.
- * Copy this item for use in your classroom by your students.

You may not:

- * Give this item to others, including other teachers.
- * Copy this item for use by others.
- * Post this item on a website, including a personal website, classroom website, or district website.
- * Copy or modify any part of this document to offer others for free or for sale.

French Weather Flashcards by World Language Cafe is licensed under a [Creative Commons Attribution-NonCommercial-NoDerivatives 4.0 International License](https://creativecommons.org/licenses/by-nc-nd/4.0/).



Clip Art Credits - Special Thanks to:

Special thanks to Mad Clips Factory for their black and white borders and to Hello Fonts and KB3 Fonts for the fun fonts.

